

## IV. CHILD HEALTH INDICATORS

The following child health indicators represent data obtained from sources outside of the Coalition. This section was added to this most recent HSCMD Needs Assessment at the behest of the Data Committee. Please note that these data are not necessarily representative of all the indicators of child health. However, they are the result of laborious efforts by Coalition staff to compile and summarize the maximum amount of data and information from external sources. For other data related to child health and child health indicators please visit the Miami-Dade County Health Department website, review the recently published MDCHD CATCH Report and The Children's Trust 2003 Needs Assessment.

The Health Council of South Florida reported that in February 2005, 592,174 children under the age of 18 years old resided in Miami-Dade County and accounted for nearly 25% of the population. Research further shows that more than 140,000 of these children lived in households that earned annual incomes that fell below the federal poverty level. This section aims to explore factors that affect this vulnerable population.

### A. HEALTH SERVICES

#### 1. Immunizations

An immunization is a proven, cost-effective medical intervention able to protect children from a wide range of preventable conditions that can ultimately lead to mortality. Each year in the United States, immunizations save an estimated \$1.39 billion that would otherwise be used on treating health conditions preempted by appropriate vaccines. Immunization programs annually prevent 3.3 million cases of measles, 2.1 million cases of mumps, and 1.5 million cases of rubella that, if not prevented, would cost \$1.4 billion per year in medical care. This means that every \$1.00 spent on the combined MMR (measles, mumps and rubella) vaccine saves \$14.40 that would be incurred in later health care costs if an individual becomes infected.

The National Immunization Survey conducted by the Florida Department of Health found that the rate of vaccination coverage among children in Florida between 19-35 months old was 85.8%. This is largely due to the fact that Florida law currently requires children entering public and private schools to receive scheduled immunization against diphtheria, haemophilus influenza type B (*Hib*) (kindergarten only), hepatitis B virus (kindergarten and seventh grade), measles, mumps, pertussis, rubella, and tetanus. Immunization against varicella (chicken pox) is also recommended for children following their first birthday unless they have had the disease. Despite this mandate however, some children do not receive the necessary immunizations due to factors such as parental concerns about the safety of vaccines, inflexibility of parents' work schedules, cost of immunizations and limited access to healthcare.

Table 52 and Figure 35 illustrate a steady trend of children enrolled in kindergarten who were immunized between 2000 and 2003. Minimal fluctuation was noted throughout the period; the most recent data show that in 2003, of the 28,029 kindergartners in the Miami-

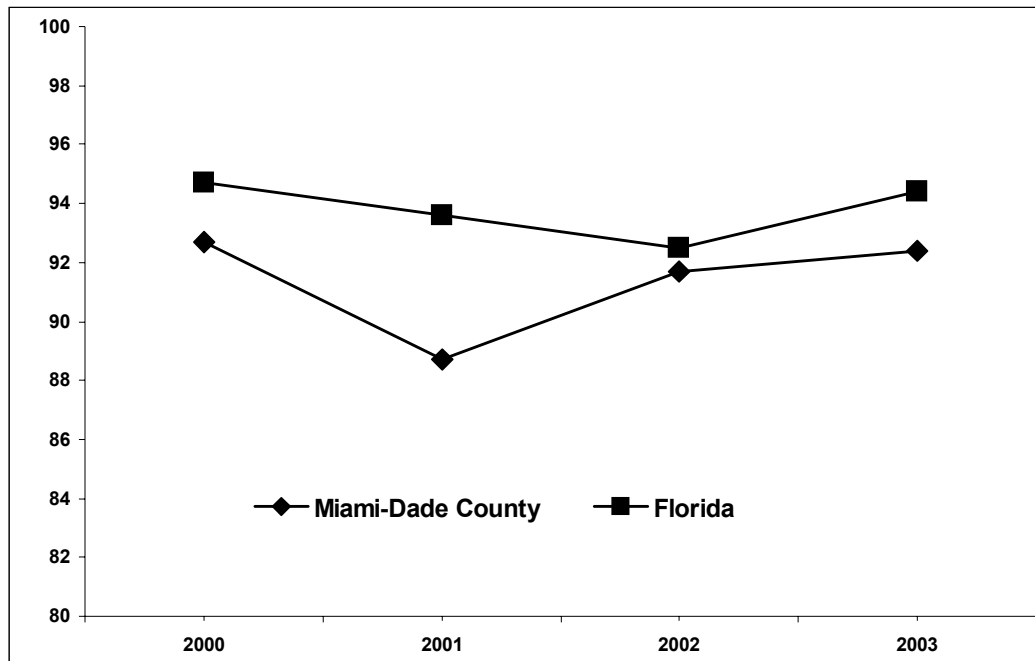
Dade, 92.4% have received the relevant vaccines. The county immunization rate is slightly lower than the overall state rate.

**Table 52: Percent of Kindergarteners Fully Immunized, Miami-Dade County and Florida, 2000-2003**

|                          | 2000    | 2001    | 2002    | 2003    |
|--------------------------|---------|---------|---------|---------|
| <b>Miami-Dade County</b> | 27,413  | 25,189  | 26,987  | 28,029  |
|                          | 92.7    | 88.7    | 91.7    | 92.4    |
| <b>Florida</b>           | 192,081 | 190,074 | 192,847 | 205,322 |
|                          | 94.7    | 93.6    | 92.5    | 94.4    |

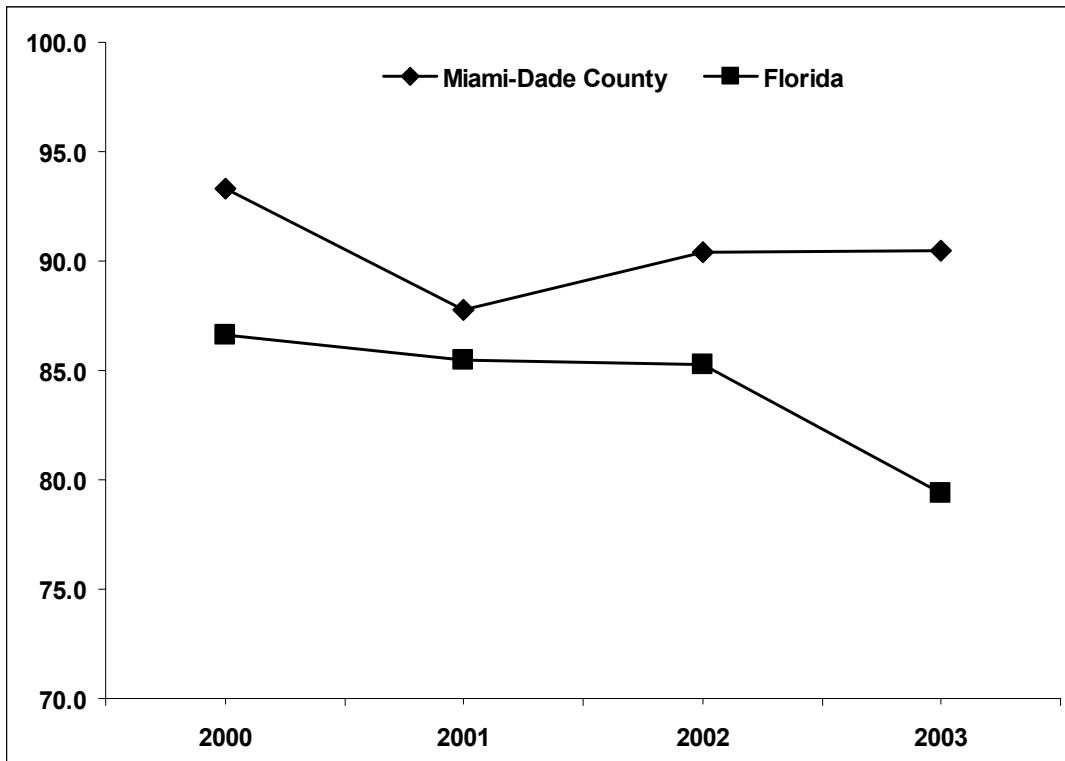
Source: Florida Department of Health, Bureau of immunizations, 2005

**Figure 35: Percent of Kindergarteners Fully Immunized in Miami-Dade County and Florida, 2000-2003**



Source: Florida Department of Health, Bureau of Immunizations, 2005

**Figure 36: Percent of Two-Year-Old Children Fully Immunized in Miami-Dade County and Florida, 2000-2003**



Source: Florida Department of Health, Bureau of immunizations, 2005

Figure 36 highlights the number of children aged two years old who were fully immunized in Miami-Dade and throughout the State of Florida between 2000 and 2003. Miami-Dade surpassed Florida in the rate of immunization throughout the period.

## 2. Child Healthcare Visits

Periodic visits to the doctor are of particular importance during the early years of childhood when young bodies are fragile and require surveillance to ensure proper health. Table 53 lists the number of children and ages at which visits to the doctor occurred during the 2000 to 2004 period.

The largest number of children (54,260) received health checkups during FY2003-2004. Of this number, the majority (18,698) were between the ages of 24 to 59 months old. The table also shows a trend in the intervals at which babies received health check-ups; most were during the ages of 24 to 59 months old. A significant number were also taken at under 12 months old, less frequent visits were recorded between 12 to 23 months age group, and a lesser number at 60-71 months old. The number of child health check-ups among all age groups has increased steadily since FY2000-2001, and showed a notable increase in the FY2003-2004 period. This denotes a growing number of babies are receiving child health check-ups and medical services compared to previous years.

**Table 53: Number of Children Who Had a Child Health Check-up by Age, Miami-Dade County**

| Fiscal Year  | < 12 Months | 12 - 23 Months | 24 - 59 Months | 60 - 71 Months | Total         |
|--------------|-------------|----------------|----------------|----------------|---------------|
| FY 2000-2001 | 14,134      | 10,066         | 14,861         | 4,018          | <b>43,079</b> |
| FY 2001-2002 | 15,730      | 11,011         | 16,156         | 4,482          | <b>47,379</b> |
| FY 2002-2003 | 17,389      | 11,614         | 17,996         | 4,640          | <b>51,639</b> |
| FY 2003-2004 | 18,072      | 12,499         | 18,698         | 4,991          | <b>54,260</b> |

Source: Florida Department of Health, Bureau of Medicaid Services, 2004

### 3. Neonatal Intensive Care Units (NICU)

For those infants needing specialty care, 11 hospitals are licensed to offer neonatal intensive care (see Table 54). According to the Agency for Health Care Administration (AHCA), neonatal care services encompass “the aspect of perinatal medicine pertaining to the care of neonates,” or newborns. The Agency distinguishes three levels of neonatal care. Level 1 provides for well baby care and may include subventilation, intravenous feedings, resuscitation, and stabilization. Specialty designation is required for Level II neonatal care that includes the provision of ventilator services, and at least 6 hours of nursing services per day. Level II providers may treat neonates weighing 1,000 grams or more. The highest level of neonatal intensive care, Level III, includes the provision of continuous cardiopulmonary support services and 12 hours or more of nursing care per day. Providers with Level III status also may conduct complex neonatal surgery, pediatric cardiopulmonary surgery, pediatric neurology and neurosurgery, and pediatric cardiac catheterization.

Of the 11 providers with Level II units, the highest volume of admissions, by far, occurred at Jackson Memorial (1,476), with more than 3.5 times the rate as the next highest provider. Hialeah Hospital, Baptist Hospital, South Miami Hospital, Palmetto General Hospital and Parkway Regional Medical Center all range between 233 and 413 admissions each.

Five providers in the county are licensed to offer care at Level III status. These hospitals care for severely ill neonates regardless of birth weight. In 2003, they included Jackson Memorial Hospital (906 admissions), Miami Children’s Hospital (523 admissions), North Shore Medical Center (62 admissions), Baptist Hospital (65 admissions) and Mt. Sinai (76 admissions). Please see Table 54 on the next page for a complete listing of these data.

**Table 54: NICU Utilization in Miami-Dade County**

| Hospital                         | NICU II       |              | NICU III      |              |
|----------------------------------|---------------|--------------|---------------|--------------|
|                                  | Licensed Beds | Admissions   | Licensed Beds | Admissions   |
| Baptist Hospital of Miami        | 12            | 250          | 7             | 65           |
| Hialeah Hospital                 | 10            | Not Reported | 0             | 0            |
| Jackson Memorial Hospital        | 60            | 1,465        | 66            | 906          |
| Jackson North (Maternity Center) | 10            | 0            | 0             | 0            |
| Mercy Hospital                   | 6             | 127          | 0             | 0            |
| Miami Children's Hospital        | 7             | 116          | 23            | 523          |
| Mount Sinai Medical Center       | 8             | 239          | 5             | 76           |
| North Shore Medical Center       | 8             | 138          | 5             | 62           |
| Palmetto General Hospital        | 15            | 287          | 0             | 0            |
| Parkway Regional Medical Center  | 10            | 236          | 0             | 0            |
| South Miami Hospital             | 23            | 280          | 0             | 0            |
| <b>Miami-Dade County Total</b>   | <b>169</b>    | <b>3,138</b> | <b>106</b>    | <b>1,632</b> |

Source: Health Council of South Florida, Quarterly Hospitalization Surveys, 2003.

#### 4. Insurance Coverage

In the United States, nearly 11 million children lack health insurance, despite the fact that over 6 million are eligible for Medicaid or the State Children's Health Insurance Program (SCHIP). A study conducted by the University of Florida found that in 2003 9.8% of children were uninsured in Miami-Dade County, while most recent data estimated that 100,000 lacked health insurance in 2005. Due to this lack of insurance, many children are not taken to healthcare providers when they become ill because parents or caregivers are overwhelmed by the high costs associated with the service. Additionally, many uninsured families cannot typically afford the routine and preventive pediatric care needed to protect children from serious illnesses that can have lifelong or life threatening consequences. A simple ear infection for example, can lead to hearing loss if left untreated but in the absence of insurance, many children experience avoidable health risks such as this, simply because of the expenses associated with the necessary preventive measures.

##### a. Florida KidCare Program

Programs such as the Florida's KidCare are available for the estimated 100,000 uninsured children in Miami-Dade County (Health Foundation of South Florida, 2005). The program was created in response to a 1998 mandate from the Florida Legislature in response to the passing of the Title XXI Social Security Act and the State Children's Health Insurance Program (SCHIP) by US Congress one year earlier. The main objectives of the program are:

- To provide low cost health insurance benefits for eligible children.
- To inform families about the ways in which health insurance for children can be appropriately used.
- To ensure that Florida uses its full share of federal funds allocated for this purpose.

The SCHIP program is divided into four parts and classifies children by specific factors. First, MediKids is designed for children between the ages of 1 to 5 years old and administered by the Agency for Health Care Administration. Under this option, families are required to pay a \$15 to \$20 premium each month based on household income. Typically, the former is required of household incomes; 150% of the federal poverty level regardless of the

number of children seeking benefits while the latter is required from family incomes between 151% and 200%.

The second component of the program, Florida Healthy Kids, targets children between the ages of 5-18 years, and is administered by the Florida Healthy Kids Corporation. Established in 1990, the corporation acts as a public-private initiative that provides insurance through licensed health plans and health insurers. This is done by channeling funding acquired through local, state, federal and family sources that pay premiums to commercial health plans that in turn assume the insurance risk.

The third component, Children’s Medical Services (CMS) Network, provides benefits to children between the ages of birth to 18 years that are physically challenged or require behavioral health care. The network is administered by a contractual relationship between the Department of Health which administers physical health services and the Department of Children and Families which administers behavioral health, to provide a managed system of care for enrollees in need. Programs available through this component include child protection, infant hearing, sexual abuse treatment, liver transplant and cardiac issues.

Finally, the fourth component, Medicaid for Children, targets children from birth to 18 years old and is administered by the Agency of Health Care Administration and the Department of Children and Families. Costs are shared by the State and Federal government while eligibility is determined by the Department of Children and Families Services. Although many children qualify for benefits through KidCare programs, less than half are enrolled. In fact, total enrollment between January 2004 and January 2005 decreased by 2.6%.

**b. Medicaid for Children**

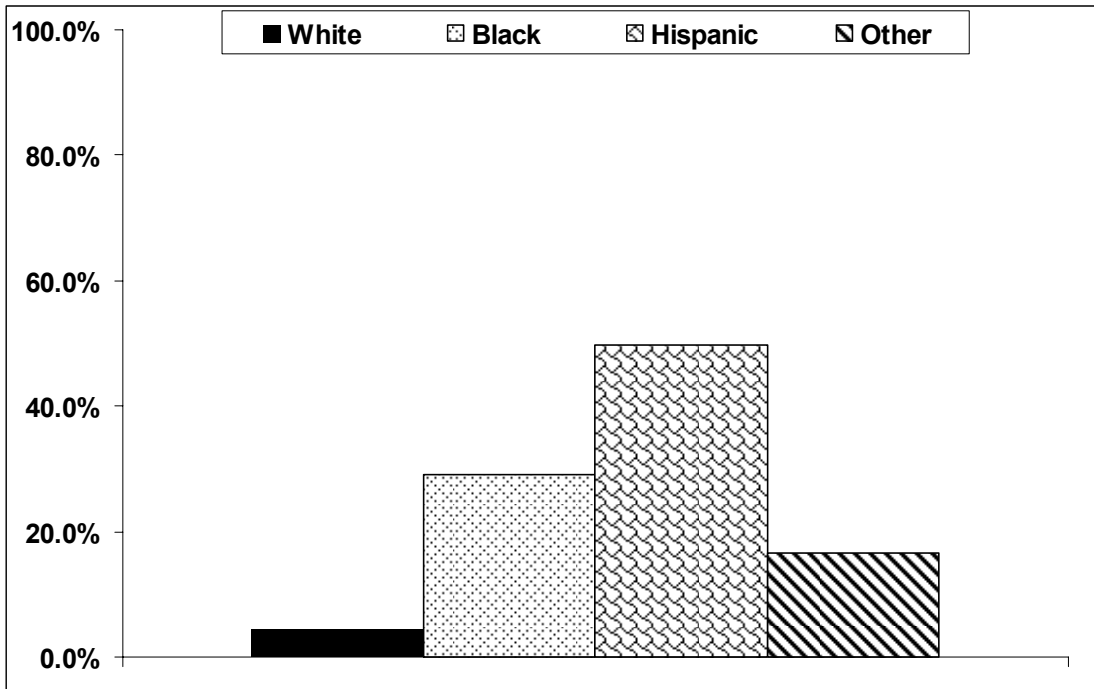
The following table illustrates Medicaid recipients between the ages of 0 to 5 years old by race and ethnicity. The Hispanic population accounted for 49.8% of the pediatric Medicaid population, or 70,810 children, making it the largest collective recipient of all groups in the County. Blacks accounted for 29.1% of the Medicaid population, while Whites accounted for 4.3% or 6,062. In total, there were 142,075 Medicaid recipients between 0-5 years old in Miami-Dade County during 2004.

**Table 55: Medicaid Recipients Age 0-5, by Race-Ethnicity, Miami-Dade County 2004**

| Race            | Number         | Percent of Total 0-5 |
|-----------------|----------------|----------------------|
| White           | 6,062          | 4.3%                 |
| Black           | 41,291         | 29.1%                |
| Hispanic        | 70,810         | 49.8%                |
| Asian           | 476            | 0.3%                 |
| American Indian | 29             | 0.0%                 |
| Other           | 23,407         | 16.5%                |
| <b>Total</b>    | <b>142,075</b> | <b>100.0%</b>        |

Source: Agency for Health Care Administration, 2005

**Figure 37: Medicaid Recipients Age 0-5 by Race-Ethnicity in Miami-Dade County, 2004**



Source: Agency for Health Care Administration, 2005

Medicaid recipients under age 5 are illustrated in Table 56. A total of 66.7% or 94,781 constituted 3 years old or younger while the remaining 33.3% or 47,294 were between the ages of 4 and 5 years old. This suggests a tendency for Medicaid to be used for the care of the youngest in the population.

**Table 56: Medicaid Recipients Age 0-5, Miami-Dade County, 2004**

| Age              | Number         | Percent of Total 0-5 |
|------------------|----------------|----------------------|
| 0-3              | 94,781         | 66.7%                |
| 4-5              | 47,294         | 33.3%                |
| <b>Total 0-5</b> | <b>142,075</b> | <b>100.0%</b>        |

Source: Agency for Healthcare Administration, 2005

### **5. Women Infants and Children (WIC)**

The WIC program is federally funded and was established in 1974. It is available via 42 WIC local agencies in 67 counties in the State of Florida, 23 of which are located throughout Miami-Dade County. These locations include health clinics, health centers, school-based clinics and shopping centers. The Miami-Dade County Health Department administers the local WIC Program. Services are available through scheduled appointments. In addition, the University of Miami administers a WIC program located at Jackson Memorial Hospital.

The program is administered by the Florida Department of Health, Bureau of WIC and Nutrition Services. WIC staff provides education and counseling about nutrition,





breastfeeding, health care referrals and supplemental nutritious foods for its target population who are at nutritional risk. These foods are rich in protein, iron, calcium, and vitamins A and C while the dietary supplements provide key nutrients commonly lacking in the diets of the WIC target populations.

Eligibility for WIC services requires meeting specific criteria:

- Women who are pregnant, breast feeding, or were recently pregnant and children under 5 years old
- Residents of Florida (not limited to US citizens)
- Determined to have a nutritional risk by WIC personnel
- Meet income eligibility

#### **a. Nutritional Counseling and Education**

Nutritional counseling and education are available to all adult WIC participants as well as the parents or caretakers of child participants. The goals of nutritional counseling and education are:

-  To teach participants about the relationship between proper nutrition and health
-  To achieve a positive change in food consumption habits related to the participant's nutritional risk
-  To promote the optimal use of WIC supplemental foods and other nutritious foods
-  To provide nutritional education within the context of the ethnic and cultural preferences of the participant; consideration is given to the participant's language, educational background, and environmental limitations

#### **b. Referrals for Health Care**

WIC does not provide routine health care but serves as an adjunct to the health care system. Through a reciprocal relationship with the health care community, it receives referrals from private and public health care providers and provides referrals as needed for health and social services, including immunizations and substance abuse counseling and treatment. Participants who are already receiving medical services are encouraged to remain under the care of their physician while receiving WIC benefits while individuals not receiving medical care are encouraged to seek and maintain appropriate care.

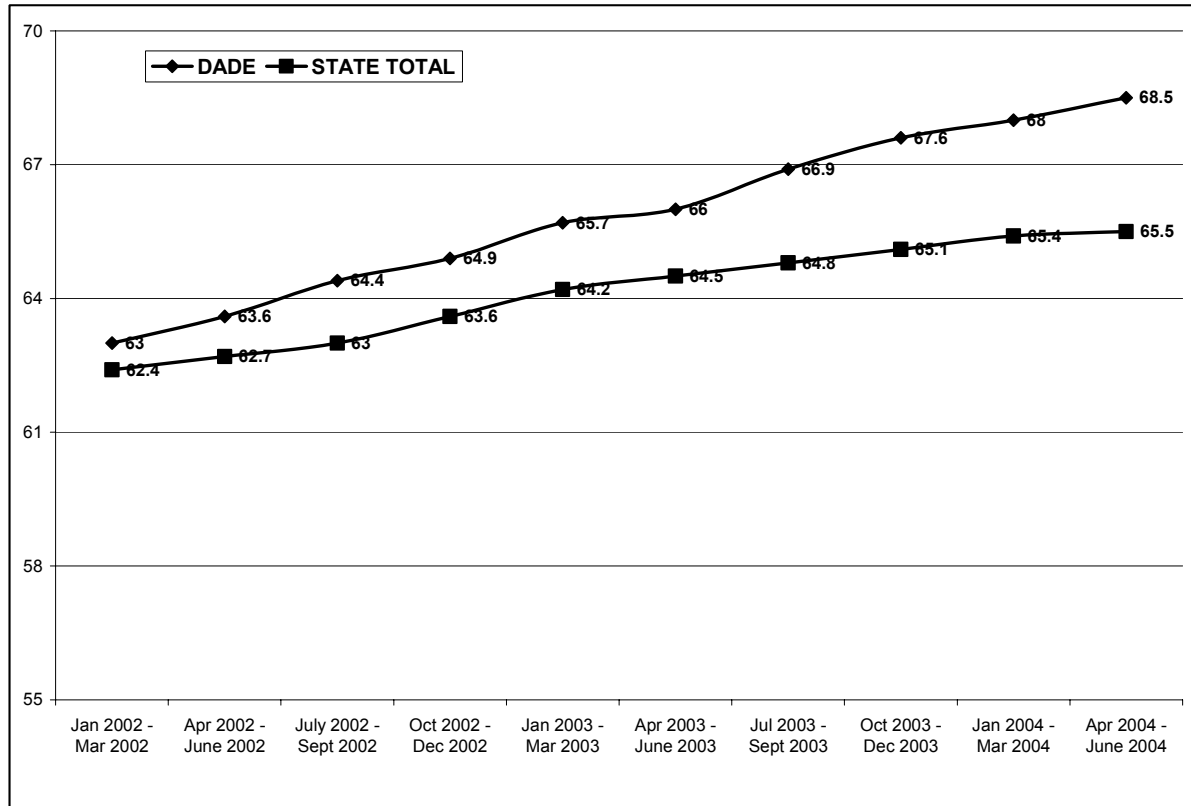
#### **c. Breastfeeding Promotion and Support**

Breast milk is widely acknowledged to be the most complete form of nutrition for infants, with a range of benefits for infants' health, growth, immunity, and development. The benefits of breastfeeding include decreased new cases or severity of diarrhea, respiratory infections, and ear infections, among others, and reduced cost to the family. In addition, breastfeeding has been shown to improve maternal health, with demonstrated effects, including reduction in postpartum bleeding, earlier return to pre-pregnancy weight, reduced risk of premenopausal breast cancer, and reduced risk of osteoporosis, continuing long after the postpartum period. In general, the American Academy of Pediatrics considers breastfeeding to be "the ideal method of feeding and nurturing infants" and recommends that infants be breastfed for approximately (at least) the first 6 months of life.



Breastfeeding promotion and support are integral parts of the WIC program. WIC is striving to increase the incidence and duration of breastfeeding among women enrolled in the program. Figure 38 demonstrates the percent of infants initially breastfed in Miami-Dade County and in Florida from 2002 to 2004.

**Figure 38: Percent of WIC Infants Initially Breastfed, Miami-Dade County and Florida, January 2002 – June 2004**



Source: UM/WIC Program

#### **d. Benefits to Women and Newborns**

Adequate nutrition is essential for an improved pregnancy outcome and subsequent growth and development of their child. Nutrition counseling is a key component of the Healthy Start Program. Local WIC programs work closely with the Healthy Start Coalition of Miami-Dade to ensure adequate reciprocal referrals. The benefits of the WIC program are numerous.

- 🌸 WIC saves public and private health care dollars. In Florida, \$1.77 is saved in associated Medicaid costs during the first 60 days after birth for every \$1.00 spent to serve a pregnant woman in WIC
- 🌸 WIC participation significantly increases the number of women seeking adequate prenatal care
- 🌸 WIC dramatically lowers infant mortality by approximately one-quarter to two-thirds among the Medicaid beneficiaries who participate in the program, compared to Medicaid beneficiaries who do not participate
- 🌸 WIC improves the dietary intake of pregnant and postpartum women and improves weight gain in pregnant women

- ✿ WIC participation decreases the incidence of low birth weight by 3.3% and decreases preterm births by 3.5%
- ✿ Participation in Florida's WIC program by 30 weeks gestation prevents very low birth weight (VLBW) Medicaid births or an estimated reduction of 0.6% of live births that were VLBW. This is an estimated cost savings of \$2.3 million in Medicaid costs throughout Florida

**e. Benefits to Children**

In many geographic areas WIC services are an essential source for meeting children’s nutritional requirements.

- ✿ WIC improves the growth of at-risk infants and children. Researchers found that participating 3 to 3 1/2 year olds had weight gains of 1 kilogram in additional weight due to WIC benefits after being enrolled for 11 months and had a growth rate of 2 centimeters in additional height after receiving benefits for 6 months
- ✿ WIC significantly improves children's diets, particularly in iron, vitamin C, thiamin, niacin and vitamin B6
- ✿ Four and five year old children who participated in WIC in early childhood have a more developed vocabulary and digit memory scores when compared to children who did not participate in WIC
- ✿ WIC participation leads to higher rates of immunization against childhood diseases

In Federal Fiscal Year 2004, an average of 60,641 clients were served monthly thus receiving approximately \$3,649,909.00 in food benefits each month. In the same year, ethnic profile of recipients included, 62% Hispanic, 33% Black, 4% White and 1% Asian or American Indian. Additionally, 103,306 individuals received WIC at a total of \$43,798,902.00 and of this number, 32,490 were women and 70,816, were infants and children.

In March 2004, the Miami-Dade County WIC Program was recognized nationally for its nutrition education efforts by receiving The 2003 National Excellence Award for Employee and Community Education Efforts in promoting the “5 A Day for Better Health Message.” In 2004, children accounted for the highest number of WIC recipients or 37,927, closely followed by infants at 32,804 and women at 32,421. The Hispanic population accounted for the majority of recipients compared to other ethnic groups, followed by non-Hispanic Blacks, non-Hispanic Whites and Other ethnic groupings.

**Table 57: WIC Services Fr Women in the Miami-Dade County WIC program, by Race-Ethnicity, Miami-Dade County, Federal Fiscal Year 2004.**

| RACE-ETHNICITY     | Women         | Infants       | Children      |
|--------------------|---------------|---------------|---------------|
| Non-Hispanic White | 1,148         | 1,866         | 1,324         |
| Non-Hispanic Black | 10,359        | 10,767        | 13,169        |
| Hispanic           | 20,811        | 20,068        | 23,308        |
| Non-Hispanic Other | 103           | 103           | 126           |
| <b>All</b>         | <b>32,421</b> | <b>32,804</b> | <b>37,927</b> |

Source: Florida Department of Health, January 2004. \* These numbers are the women who are enrolled in the Miami-Dade County WIC program; they are not necessarily Miami-Dade County residents.

A total of 16,826 women received WIC services in North Miami-Dade during 2004. Of these, most WIC recipients in **North Miami-Dade** resided in:

- 🌸 Hialeah (33012)
- 🌸 Allapattah/Melrose (33142)
- 🌸 Liberty City (33147)
- 🌸 Biscayne Park/Miami Shores/North Miami (33161)

In Central Miami-Dade, a significantly lower total of WIC recipients were recorded. The highest numbers of women, infants and children who received WIC services in **Central Miami-Dade** resided in:

- 🌸 Little Havana (33125)
- 🌸 Doral (33126)

In **South Miami-Dade**, the highest number of recipients was found in:

- 🌸 Homestead/Leisure City (33030)

Figure 38 compares the percentages of infants in WIC recipient infants in Miami-Dade to the State of Florida who were breast-fed between January 2002 and June 2004. The rate of breast-feeding in the County has consistently been higher than that of the state.

## B. MEDICAL CONDITIONS

### 1. Death And Mortality In Children

The following table shows the leading causes of mortality in Miami-Dade among children ages 1-4 years. Unintentional injuries and homicide were the leading causes of death among pre-school age children at 12.2 and 3.3 per 100,000 in 2003, respectively. Most of the subsequent causes of death in this age group are less likely to be preventable and include malignant neoplasms (3.3 per 100,000), and congenital malformations among others. Total deaths were 40 total or 32.5 per 100,000 of the population in 2003. The Healthy People 2010 goal for child mortality is 18.6 per 100,000.

**Table 58: Causes of Deaths and Mortality (per 100,000) in Children Aged 1- 4 Years, Miami-Dade County, 2003.**

| TEN LEADING CAUSES OF DEATH (ICD-10-CODE)                                   | NUMBER OF DEATHS | MORTALITY RATE/100,000 |
|---|------------------|------------------------|
| Unintentional Injuries (V01-X59,Y85-Y86)                                    | 15               | 12.2                   |
| Homicide (X85-Y09,Y87.1)  | 4                | 3.3                    |
| Malignant Neoplasms (C00-C97)   | 4                | 3.3                    |
| Congenital Malformations/Deformations & Chromosomal Abnormalities (Q00-Q99) | 3                | 2.4                    |
| Symptoms/Signs & Abnormal Clinical Lab Findings (R00-R99)                   | 3                | 2.4                    |
| Heart Diseases (I00-I09,I11,I13,I20-I51)                                    | 2                | 1.6                    |
| Other Infectious & Parasitic Diseases & Sequelae (A00-B99)                  | 2                | 1.6                    |
| Septicemia (A40-A41)  | 2                | 1.6                    |
| Cerebrovascular Diseases (I60-I69)  | 1                | 0.8                    |
| Conditions Originating in Perinatal Period (P00-P96)                        | 1                | 0.8                    |
| Remaining Causes of Death   | 3                | 2.4                    |
| Total Deaths  | 40               | 32.5                   |

The two leading causes of death among children ages 1-4 years, unintentional injuries and homicide, are preventable and require the efforts of communities countywide. These data demonstrate a need for increased education to parents in injury prevention and safety.

## 2. Asthma

Asthma is a common chronic respiratory disease that in 2003 affected 20 million Americans (American Lung Association Fact Sheet). The disease is also a leading cause of ill health among youth and children and the third leading cause of hospitalization among children under the age of 15. In 2003, 5 million school-aged children suffered from the disease while 3.1 million had suffered an attack within the previous year. The cost of treatment for the under 18-year-old age group is an estimated \$3.2 billion per year (Center for Diseases Control and Prevention).

Sufferers experience episodes or attacks of inflammation and tightening of the small airway passages in the lungs in response to “asthma triggers”, such as allergens, changes in the weather and smoke. The severity of each episode can vary between mild to life threatening and manifests itself in different degrees of shortness of breath, wheezing, chest pain and tightness or a combination of these symptoms.

Typical candidates for asthma include the low-income population, minorities and children who live in poor or low-income areas. These groups are generally more predisposed to developing the disease and experience a higher rate of emergency room visits, hospitalization, complications and mortality because they do not receive the proper care needed to diagnose and control the disease.

These issues have made asthma a major focus of the Healthy People 2010 objective. Key objectives include:








-  reducing asthma deaths;
-  reducing emergency visits and hospitalizations due to asthma;
-  reducing activity limitations of asthma sufferers;
-  reducing the number of school and work days missed as a result of asthma;
-  increased education about the disease;
-  increased care for asthma based on National Asthma Education and Prevention Program guidelines; and,
-  an established surveillance system in  $\geq 25$  states for tracking illnesses, deaths and overall impact and management of the disease.

Table 59 shows that in North Miami-Dade, 7.1% of the 0-9 year old population between the ages of 0 to 4 years old were hospitalized because of asthma in 2003. This group, combined with children between the ages of 5 to 9 years old accounted for 4,780 cases, thus surpassing the number of children hospitalized due to asthma in South Miami-Dade. This data indicates a higher frequency of hospitalization due to the disease in North Miami-Dade than in South Miami-Dade. Countywide, 8,683 hospitalizations were attributed to the disease, asthma being the principal diagnosis in 2,276 cases and an indirect cause in 6,407 cases.

**Table 59. Hospitalization Due to Asthma Status by Age in Miami-Dade County, 2003.**



| Area             | Age Group | All          |              | Principal Diagnosis |            | Non-Principal Diagnosis |              |
|------------------|-----------|--------------|--------------|---------------------|------------|-------------------------|--------------|
|                  |           | Freq.        | Percent      | Freq.               | Percent    | Freq.                   | Percent      |
| North Miami-Dade | 0-4       | 341          | 7.1          | 147                 | 11.4       | 194                     | 5.6          |
|                  | 5-9       | 158          | 3.3          | 59                  | 4.6        | 99                      | 2.8          |
|                  | All       | 4,780        | 100.0        | 1,285               | 100        | 3,495                   | 100.0        |
| South Miami-Dade | 0-4       | 387          | 9.9          | 178                 | 18         | 209                     | 7.2          |
|                  | 5-9       | 143          | 3.7          | 69                  | 7          | 74                      | 2.5          |
|                  | All       | 3,903        | 100.0        | 991                 | 100        | 2,912                   | 100.0        |
| Countywide       | 0-4       | 728          | 8.4          | 325                 | 14.3       | 403                     | 6.3          |
|                  | 5-9       | 301          | 3.5          | 128                 | 5.6        | 173                     | 2.7          |
|                  | All       | <b>8,683</b> | <b>100.0</b> | <b>2,276</b>        | <b>100</b> | <b>6,407</b>            | <b>100.0</b> |

Source: Miami-Dade County Health Department, Office of Epidemiology. Asthma Prevalence study, 2003. \*The border for North and South Miami-Dade is Flagler Street.



### 3. Child Abuse

Over 1 million children fall victim to abuse in the United States each year, and each day more than 7,900 are reported to child protection agencies as suspected victims of abuse. Of this group, children under the age of 5 years old face the highest risk. Table 60 outlines the cases of child abuse based on zip codes in Miami-Dade Counties. The highest number of cases were found in:

#### North Miami-Dade

-  Allapattah/Melrose (33142)
-  Liberty City (33147)

#### South Miami-Dade

-  Richmond/Perrine/Cutler Ridge (33157)
-  Homestead/Leisure City (33030)






**Table 60. Family Violence (Verified and Some Indication): Number of Children by Zip Code in 2004**

| ZIP Code | Number | ZIP Code | Number | ZIP Code | Number |
|----------|--------|----------|--------|----------|--------|
| 33010    | 37     | 33133    | 23     | 33168    | 30     |
| 33012    | 40     | 33134    | 18     | 33169    | 59     |
| 33013    | 12     | 33135    | 43     | 33170    | 34     |
| 33014    | 27     | 33136    | 52     | 33172    | 18     |
| 33015    | 89     | 33137    | 20     | 33173    | 26     |
| 33016    | 37     | 33138    | 29     | 33174    | 14     |
| 33017    | 2      | 33139    | 16     | 33175    | 43     |
| 33018    | 27     | 33140    | 9      | 33176    | 36     |
| 33030    | 194    | 33141    | 25     | 33177    | 83     |
| 33031    | 4      | 33142    | 145    | 33178    | 5      |
| 33032    | 88     | 33143    | 12     | 33179    | 46     |
| 33033    | 68     | 33144    | 5      | 33180    | 7      |
| 33034    | 7      | 33145    | 13     | 33181    | 17     |
| 33035    | 6      | 33146    | 1      | 33182    | 13     |
| 33054    | 51     | 33147    | 135    | 33183    | 24     |
| 33055    | 91     | 33149    | 3      | 33184    | 12     |
| 33056    | 96     | 33150    | 77     | 33185    | 14     |
| 33101    | 11     | 33151    | 2      | 33186    | 54     |
| 33109    | 3      | 33155    | 24     | 33187    | 13     |
| 33110    | 1      | 33156    | 17     | 33189    | 36     |
| 33122    | 1      | 33157    | 102    | 33190    | 22     |
| 33125    | 73     | 33158    | 1      | 33193    | 53     |
| 33126    | 34     | 33160    | 15     | 33196    | 40     |
| 33127    | 97     | 33161    | 98     | Unknown  | 145    |
| 33128    | 33     | 33162    | 50     | Other    | 24     |
| 33129    | 4      | 33165    | 28     | Monroe   | 135    |
| 33130    | 43     | 33166    | 11     |          |        |
| 33132    | 2      | 33167    | 33     | Total    | 1178   |


Source: Dept. of Families and Children.

Areas with the highest reports of child maltreatment include:

**North Miami-Dade**



-  Opa-Locka/Carol City (33055) & (33056)
-  Allapattah/Melrose (33142)
-  Liberty City (33147)
-  Wynwood (33127)
-  Biscayne Park/Miami Shores/North Miami (33161)

**Central Miami-Dade**

-  33136 (Overtown)

**South Miami-Dade**

-  Homestead/Leisure City (33030)

-  Redland/Princeton/Naranja (33032)
-  Richmond/Perrine/Cutler Ridge (33157)

**Table 61: Maltreatment (verified and some indication): Number of Children by Zip Code, 2004**

| ZIP Code | Number | ZIP Code | Number | ZIP Code | Number |
|----------|--------|----------|--------|----------|--------|
| 33010    | 100    | 33131    | 2      | 33167    | 101    |
| 33012    | 113    | 33132    | 4      | 33168    | 96     |
| 33013    | 54     | 33133    | 73     | 33169    | 174    |
| 33014    | 78     | 33134    | 40     | 33170    | 100    |
| 33015    | 171    | 33135    | 110    | 33171    | 1      |
| 33016    | 93     | 33136    | 223    | 33172    | 49     |
| 33017    | 2      | 33137    | 75     | 33173    | 66     |
| 33018    | 69     | 33138    | 96     | 33174    | 46     |
| 33030    | 386    | 33139    | 45     | 33175    | 98     |
| 33031    | 12     | 33140    | 28     | 33176    | 121    |
| 33032    | 226    | 33141    | 83     | 33177    | 191    |
| 33033    | 192    | 33142    | 477    | 33178    | 22     |
| 33034    | 93     | 33143    | 65     | 33179    | 105    |
| 33035    | 10     | 33144    | 24     | 33180    | 36     |
| 33054    | 220    | 33145    | 42     | 33181    | 39     |
| 33055    | 209    | 33146    | 2      | 33182    | 30     |
| 33056    | 224    | 33147    | 397    | 33183    | 82     |
| 33101    | 41     | 33149    | 10     | 33184    | 32     |
| 33109    | 3      | 33150    | 193    | 33185    | 25     |
| 33110    | 1      | 33151    | 2      | 33186    | 125    |
| 33112    | 1      | 33154    | 9      | 33187    | 41     |
| 33121    | 1      | 33155    | 73     | 33189    | 98     |
| 33122    | 2      | 33156    | 34     | 33190    | 48     |
| 33124    | 1      | 33157    | 278    | 33193    | 106    |
| 33125    | 171    | 33158    | 12     | 33194    | 2      |
| 33126    | 84     | 33160    | 43     | 33196    | 88     |
| 33127    | 273    | 33161    | 229    | Unknown  | 555    |
| 33128    | 67     | 33162    | 148    | Other    | 83     |
| 33129    | 11     | 33165    | 65     | Monroe   | 408    |
| 33130    | 105    | 33166    | 38     | Total    | 8,901  |

Source: Department of Families and Children

#### 4. Obesity

The Body Mass Index (BMI) denotes the ideal distribution of weight and height an individual should achieve in order to be deemed healthy. Calculations are done by measuring the amount of body fat and lean body mass in the body. Obesity in children is particularly significant due to medical conditions such as diabetes, asthma and hypertension that evolve and continue throughout the life span, as well as the socio-economic implications that follow. Table 62 illustrates child BMI percentiles for children in 33 sites throughout Miami-Dade during February 2005 who were obese or found to be at-risk for obesity. Hialeah West, Carol City, Homestead/Florida City and Juanita Mann accounted for the highest rates in the County.

**Table 62: Child BMI Percentile Summary Report Data as of 3/8/2005 BMI Percentile from 85 to 100.**

| Agency ID | Agency Name | Site ID | Site Name                 | Report Period | Total Enrollees | Enrollees In Band* | Percentage In Band* |
|-----------|-------------|---------|---------------------------|---------------|-----------------|--------------------|---------------------|
| 13        | DADE        | 1       | GOULDS                    | Feb-05        | 441             | 124                | 28.12               |
| 13        | DADE        | 2       | PERRINE                   | Feb-05        | 542             | 149                | 27.49               |
| 13        | DADE        | 3       | ROSIE LEE WESLEY          | Feb-05        | 727             | 266                | 36.59               |
| 13        | DADE        | 4       | FAMILIES R US             | Feb-05        | 1054            | 390                | 37                  |
| 13        | DADE        | 5       | JUANITA MANN              | Feb-05        | 1119            | 354                | 31.64               |
| 13        | DADE        | 6       | NORTH MIAMI               | Feb-05        | 1006            | 347                | 34.49               |
| 13        | DADE        | 8       | MIAMI BEACH HEALTH CENTER | Feb-05        | 398             | 109                | 27.39               |
| 13        | DADE        | 9       | HOMESTEAD/FLCTY           | Feb-05        | 1291            | 415                | 32.15               |
| 13        | DADE        | 10      | FAMILY HEALTH CTR         | Feb-05        | 760             | 198                | 26.05               |
| 13        | DADE        | 11      | MODEL CITIES(CLOSED)      | Feb-05        | 9               | 4                  | 44.44               |
| 13        | DADE        | 12      | COPE SCHOOL NORTH         | Feb-05        | 9               | 1                  | 11.11               |
| 13        | DADE        | 13      | COPE SCHOOL SOUTH         | Feb-05        | 14              | 7                  | 50                  |
| 13        | DADE        | 14      | CAROL CITY                | Feb-05        | 2047            | 618                | 30.19               |
| 13        | DADE        | 15      | COCONUT GROVE             | Feb-05        | 310             | 112                | 36.13               |
| 13        | DADE        | 17      | LITTLE HAITI              | Feb-05        | 831             | 255                | 30.69               |
| 13        | DADE        | 22      | FLAGLER                   | Feb-05        | 952             | 354                | 37.18               |
| 13        | DADE        | 26      | SWEETWATER                | Feb-05        | 907             | 319                | 35.17               |
| 13        | DADE        | 28      | HIALEAH WEST              | Feb-05        | 2234            | 894                | 40.02               |
| 13        | DADE        | 30      | NORTH MIAMI BEACH         | Feb-05        | 748             | 205                | 27.41               |
| 13        | DADE        | 31      | NARANJA COMMUNITY         | Feb-05        | 334             | 103                | 30.84               |
| 13        | DADE        | 33      | RAFAEL PENALVER CENTER    | Feb-05        | 1010            | 354                | 35.05               |

\*Band-BMI between 85th to 100 percentile; Children who are overweight or at-risk for obesity.

In Band\* BMI between 85<sup>th</sup> to 100<sup>th</sup> percentile; children who are overweight or at-risk of becoming overweight

Source: Florida Department of Health, Bureau of WIC and Nutrition Services

The following table shows the percent children who are overweight or at-risk of being overweight in Miami-Dade County and Florida. Overall, it seems that the trends are reversed, with Miami-Dade County experiencing a very slight decrease in the percent children who are overweight or at-risk of being overweight from July 2002 to December 2004, and the State of Florida experiencing a negligible increase over the same time period.

**Table 63: Percent Of Overweight Or At-Risk If Being Overweight Children (>=2 years at Date of Measurement) Miami-Dade County and Florida, July 2002-December 2004**

|                   | Jul-02 | Dec-02 | Mar-03 | Jun-03 | Sept-03 | Dec-03 | Mar-04 | Jun-04 | Sept-04 | Dec-04 |
|-------------------|--------|--------|--------|--------|---------|--------|--------|--------|---------|--------|
| <b>Miami-Dade</b> | 34.7%  | 33.3%  | 33.2%  | 33.4%  | 33.3%   | 32.6%  | 32.9%  | 33.1%  | 33.1%   | 32.8%  |
| <b>Florida</b>    | 29.7%  | 29.5%  | 29.9%  | 29.8%  | 29.5%   | 29.7%  | 30.5%  | 30.5%  | 30.4%   | 30.8%  |

Source: Florida Department of Health, Bureau of WIC and Nutrition Services



## **C. CHILD CARE AND SCHOOLS**

### **1. Child Care**

Childcare is one of the most challenging issues faced by parents in the United States. Since 1941, Florida has tried to provide legislative regulation to ensure the safety of this vulnerable population. In 1974, the state mandated a licensure law aimed at governing childcare and developing minimum standards to ensure quality care. Final regulations for licensure were established in the following year, while yearly periodic amendments have continued to empower the objectives of the childcare licensing program.

Today, the Department of Children and Family Services through Florida Statute, is responsible for the licensing program for all counties in Florida. The department enacts the legislative intent to:

- protect the health and safety of all licensed facilities and homes
- provide training for child care providers in order to ensure safety and quality care
- develop child care standards which meet the needs of both children and providers

Licensed child care facilities, family day care homes, family child care homes in 60 of the 67 counties in Florida, are therefore regulated by the department which also administers the registration of family day care that do not require licensure.

In 2004, 193,986 children between the ages of 0-5 years old resided in Miami-Dade County while, by the following year, there are 1,157 licensed childcare centers able to accommodate a total capacity of 134,950 children. In North Miami-Dade, there are 533 childcare centers, with the following zip code areas having the highest number: Hialeah (33012), Liberty City (33147), Opa-Locka (33054), Allapattah/Melrose (33142).

The Central Miami-Dade area accounted for 377 childcare centers able to accommodate a total capacity of 46,581 children. The zip code areas with the highest numbers included Olympia Heights/Westchester (33165) and Tamiami/Olympia Heights (33175).




In South Miami-Dade, the zip code accounting for the greatest number of childcare centers are Homestead/Leisure City (33030) and Richmond/Perrine/Cutler Ridge (33157). Other zip code areas including Kendall (33176) and Kendall/Crossings (33186) also accounted for a significant number of centers. In total, the South Miami-Dade area accounted for 247 licensed day care centers.

### **2. Schools**

The Florida Department of Education reported that as of the 2004-05 school year, there were 432 schools located in Miami-Dade County. Of this number, 208 were Elementary schools while the wider school system consisted of Middle/Junior, Senior, Adult, Vocational, Charter, Combination and Juvenile Justice Schools.

In 2004, total exceptional student membership totaled 68,088. This number constituted students within the Miami-Dade County School system classified according to characteristics

such as mental, emotional, physical handicaps or exceptional abilities. Children of Hispanic origin accounted for the majority of this total or 38,502. In addition, the highest number of gifted children and children who suffered from specific learning disabilities belonged to this group. The Black non-Hispanic population accounted for 18,161 exceptional students, while the white population accounted for 9,477. Gender differences among exceptional students are:

-  41,473 males vs. 26,615 females
-  1,698 males vs. 13,062 females are enrolled in the gifted program
-  16,034 males vs. 7,852 females are diagnosed with a specific learning disability.

**Table 64: Exceptional Student Membership, Fall 2004**

| Primary Exceptionality         | White/Non-Hispanic | Black/Non-Hispanic | Hispanic      | Asian/Pacific Islander | American Indian/Alaskan Native | Multiracial | Female        | Male          | Total Membership |
|--------------------------------|--------------------|--------------------|---------------|------------------------|--------------------------------|-------------|---------------|---------------|------------------|
| Educable Mentally Handicapped  | 103                | 1,394              | 990           | 12                     | 2                              | 13          | 991           | 1,523         | 2,514            |
| Handicapped                    | 80                 | 489                | 547           | 7                      | 2                              | 2           | 460           | 667           | 1,127            |
| Orthopedically Impaired        | 75                 | 151                | 335           | 3                      | 0                              | 2           | 228           | 338           | 566              |
| Speech Impaired                | 494                | 1,199              | 1,731         | 22                     | 3                              | 43          | 989           | 2,503         | 3,492            |
| Language Impaired              | 46                 | 127                | 479           | 4                      | 0                              | 9           | 237           | 428           | 665              |
| Deaf or Hard of Hearing        | 51                 | 135                | 286           | 6                      | 0                              | 2           | 219           | 261           | 480              |
| Visually Impaired              | 17                 | 43                 | 84            | 2                      | 0                              | 1           | 61            | 86            | 147              |
| Emotionally Handicapped        | 280                | 1,880              | 1,336         | 4                      | 1                              | 24          | 568           | 2,957         | 3,525            |
| Specific Learning Disabled     | 2,004              | 7,133              | 14,491        | 84                     | 10                             | 164         | 7,852         | 16,034        | 23,886           |
| Gifted                         | 5,302              | 3,650              | 14,407        | 732                    | 50                             | 619         | 13,062        | 11,698        | 24,760           |
| Hospital/Homebound Handicapped | 55                 | 101                | 273           | 5                      | 0                              | 2           | 213           | 223           | 436              |
| Handicapped                    | 58                 | 205                | 226           | 2                      | 0                              | 3           | 232           | 262           | 494              |
| Dual Sensory Impaired          | 1                  | 3                  | 4             | 0                      | 0                              | 0           | 1             | 7             | 8                |
| Autistic                       | 220                | 317                | 867           | 24                     | 2                              | 14          | 206           | 1,238         | 1,444            |
| Disturbed                      | 219                | 595                | 667           | 3                      | 2                              | 12          | 382           | 1,116         | 1,498            |
| Traumatic Brain Injured        | 7                  | 35                 | 39            | 1                      | 0                              | 1           | 16            | 67            | 83               |
| Developmentally Delayed        | 150                | 432                | 765           | 6                      | 1                              | 11          | 407           | 958           | 1,365            |
| Established Conditions         | 0                  | 9                  | 8             | 0                      | 0                              | 0           | 9             | 8             | 17               |
| Other Health Impaired          | 315                | 263                | 967           | 8                      | 3                              | 25          | 482           | 1,099         | 1,581            |
| <b>All Exceptionalities</b>    | <b>9,477</b>       | <b>18,161</b>      | <b>38,502</b> | <b>925</b>             | <b>76</b>                      | <b>947</b>  | <b>26,615</b> | <b>41,473</b> | <b>68,088</b>    |

DOE Student Database, Survey 2 data, October 11-15, 2004, as of December 23, 2004.

Source: Florida Schools District website, <http://www.firn.edu/doe/eias/flmove/dade.htm>

Table 65 indicates that in the Fall of 2004, total membership in Florida schools, between PK and the 12th grade totaled 365,456 students. Of this number, males held a slight majority. Data based on ethnicity showed that the Hispanic population accounted for the highest number, or 218,337 enrollees, seconded by Blacks at 102,568 and Whites at 35,994 students. The school population reflects the larger population of the county.

**Table 65: PK-12 Student Membership, Fall 2004**

| Pk-12 Student Membership, Fall 2004 |                    |                    |                |                        |                                |              |                |                |                  |
|-------------------------------------|--------------------|--------------------|----------------|------------------------|--------------------------------|--------------|----------------|----------------|------------------|
| Grade                               | White Non-Hispanic | Black Non-Hispanic | Hispanic       | Asian/Pacific Islander | American Indian/Alaskan Native | Multiracial  | Total Female   | Total Male     | Total Membership |
| PK                                  | 601                | 2,673              | 4,018          | 69                     | 6                              | 109          | 3,447          | 4,029          | 7,476            |
| KG                                  | 2,409              | 7,025              | 15,929         | 241                    | 25                             | 376          | 12,455         | 13,550         | 26,005           |
| 1                                   | 2,626              | 7,516              | 16,731         | 281                    | 24                             | 449          | 13,202         | 14,425         | 27,627           |
| 2                                   | 2,716              | 7,195              | 16,409         | 296                    | 16                             | 411          | 13,143         | 13,900         | 27,043           |
| 3                                   | 2,889              | 8,869              | 18,033         | 299                    | 26                             | 483          | 14,789         | 15,810         | 30,599           |
| 4                                   | 2,698              | 7,185              | 16,326         | 303                    | 21                             | 391          | 13,215         | 13,709         | 26,924           |
| 5                                   | 2,472              | 5,604              | 14,124         | 279                    | 22                             | 329          | 11,482         | 11,348         | 22,830           |
| 6                                   | 2,654              | 8,148              | 16,830         | 286                    | 30                             | 343          | 13,516         | 14,775         | 28,291           |
| 7                                   | 2,699              | 8,421              | 17,181         | 323                    | 21                             | 292          | 14,062         | 14,875         | 28,937           |
| 8                                   | 2,807              | 8,452              | 17,808         | 327                    | 31                             | 281          | 14,454         | 15,252         | 29,706           |
| 9                                   | 3,229              | 10,725             | 21,311         | 370                    | 33                             | 224          | 17,160         | 18,732         | 35,892           |
| 10                                  | 3,058              | 8,374              | 17,250         | 371                    | 32                             | 168          | 14,452         | 14,801         | 29,253           |
| 11                                  | 2,721              | 6,505              | 14,378         | 353                    | 28                             | 128          | 12,104         | 12,009         | 24,113           |
| 12                                  | 2,415              | 5,876              | 12,009         | 324                    | 22                             | 114          | 10,772         | 9,988          | 20,760           |
| <b>TOTALS</b>                       | <b>35,994</b>      | <b>102,568</b>     | <b>218,337</b> | <b>4,122</b>           | <b>337</b>                     | <b>4,098</b> | <b>178,253</b> | <b>187,203</b> | <b>365,456</b>   |

DOE Student Database, Survey 2 data, October 11-15, 2004, as of December 23, 2004.

Source: Florida Schools Districts website, <http://www.firm.edu/doe/eias/flmove/dade.htm>

**Attachment IV-A**

**WIC Services for Resident Women, Infants, and Children by Race-Ethnicity and Zip Code in North Miami-Dade County,  
Federal Fiscal Year 2004**

| Zip Code                | Women         |                    |                    |               |           | Infants       |                    |                    |               |           | Children      |                    |                    |               |            |
|-------------------------|---------------|--------------------|--------------------|---------------|-----------|---------------|--------------------|--------------------|---------------|-----------|---------------|--------------------|--------------------|---------------|------------|
|                         | All           | Non-Hispanic White | Non-Hispanic Black | Hispanic      | Other     | All           | Non-Hispanic White | Non-Hispanic Black | Hispanic      | Other     | All           | Non-Hispanic White | Non-Hispanic Black | Hispanic      | Other      |
| 33010                   | 768           | 15                 | 7                  | 744           | 2         | 740           | 34                 | 10                 | 694           | 2         | 901           | 24                 | 13                 | 862           | 2          |
| 33012                   | 1,043         | 11                 | 8                  | 1,021         | 3         | 1,015         | 36                 | 8                  | 968           | 3         | 1,185         | 27                 | 10                 | 1,146         | 2          |
| 33013                   | 461           | 6                  | 3                  | 451           | 1         | 440           | 13                 | 2                  | 424           | 1         | 526           | 10                 | 4                  | 510           | 2          |
| 33014                   | 503           | 15                 | 14                 | 473           | 1         | 502           | 27                 | 8                  | 466           | 1         | 577           | 25                 | 26                 | 524           | 2          |
| 33015                   | 814           | 18                 | 118                | 671           | 7         | 852           | 42                 | 124                | 679           | 7         | 778           | 27                 | 109                | 638           | 4          |
| 33016                   | 735           | 7                  | 9                  | 719           | 0         | 709           | 31                 | 10                 | 668           | 0         | 835           | 25                 | 17                 | 791           | 2          |
| 33018                   | 486           | 8                  | 5                  | 473           | 0         | 514           | 19                 | 7                  | 488           | 0         | 584           | 13                 | 10                 | 559           | 2          |
| 33054                   | 708           | 5                  | 538                | 164           | 1         | 727           | 13                 | 565                | 148           | 1         | 820           | 9                  | 603                | 206           | 2          |
| 33055                   | 880           | 16                 | 368                | 492           | 4         | 962           | 43                 | 415                | 500           | 4         | 1,149         | 27                 | 499                | 620           | 3          |
| 33056                   | 699           | 7                  | 615                | 73            | 4         | 775           | 4                  | 684                | 83            | 4         | 864           | 7                  | 734                | 121           | 2          |
| 33127                   | 637           | 14                 | 373                | 250           | 0         | 630           | 26                 | 379                | 225           | 0         | 853           | 13                 | 512                | 328           | 0          |
| 33137                   | 244           | 9                  | 102                | 132           | 1         | 218           | 23                 | 92                 | 102           | 1         | 312           | 9                  | 143                | 158           | 2          |
| 33138                   | 373           | 8                  | 272                | 92            | 1         | 347           | 12                 | 256                | 78            | 1         | 492           | 5                  | 372                | 113           | 2          |
| 33139                   | 259           | 35                 | 11                 | 212           | 1         | 234           | 33                 | 3                  | 197           | 1         | 179           | 36                 | 6                  | 136           | 1          |
| 33140                   | 70            | 12                 | 6                  | 52            | 0         | 56            | 14                 | 3                  | 39            | 0         | 74            | 26                 | 5                  | 43            | 0          |
| 33141                   | 493           | 24                 | 10                 | 456           | 3         | 458           | 32                 | 5                  | 418           | 3         | 468           | 31                 | 18                 | 417           | 2          |
| 33142                   | 1,064         | 23                 | 590                | 451           | 0         | 1,097         | 75                 | 613                | 409           | 0         | 1,260         | 28                 | 695                | 536           | 1          |
| 33147                   | 1,212         | 12                 | 773                | 427           | 0         | 1,231         | 34                 | 806                | 391           | 0         | 1,463         | 14                 | 926                | 521           | 2          |
| 33150                   | 654           | 5                  | 477                | 171           | 1         | 648           | 21                 | 476                | 150           | 1         | 827           | 7                  | 649                | 167           | 4          |
| 33154                   | 52            | 3                  | 4                  | 45            | 0         | 50            | 4                  | 5                  | 41            | 0         | 42            | 4                  | 7                  | 31            | 0          |
| 33160                   | 204           | 24                 | 55                 | 124           | 1         | 204           | 24                 | 56                 | 123           | 1         | 199           | 21                 | 67                 | 110           | 1          |
| 33161                   | 1,227         | 15                 | 988                | 219           | 5         | 1,146         | 34                 | 921                | 186           | 5         | 1,744         | 15                 | 1,445              | 278           | 6          |
| 33162                   | 926           | 36                 | 633                | 253           | 4         | 910           | 46                 | 618                | 242           | 4         | 1,183         | 64                 | 855                | 258           | 6          |
| 33167                   | 401           | 2                  | 308                | 91            | 0         | 385           | 4                  | 294                | 87            | 0         | 484           | 5                  | 372                | 107           | 0          |
| 33168                   | 548           | 9                  | 418                | 118           | 3         | 541           | 18                 | 413                | 107           | 3         | 766           | 13                 | 607                | 140           | 6          |
| 33169                   | 668           | 10                 | 584                | 69            | 5         | 717           | 14                 | 637                | 61            | 5         | 928           | 12                 | 807                | 107           | 2          |
| 33179                   | 382           | 15                 | 223                | 141           | 3         | 402           | 21                 | 223                | 155           | 3         | 518           | 29                 | 307                | 179           | 3          |
| 33180                   | 53            | 9                  | 9                  | 35            | 0         | 46            | 11                 | 6                  | 29            | 0         | 47            | 14                 | 4                  | 29            | 0          |
| 33181                   | 262           | 7                  | 154                | 99            | 2         | 244           | 13                 | 145                | 84            | 2         | 315           | 15                 | 204                | 94            | 2          |
| <b>North Miami-Dade</b> | <b>16,826</b> | <b>380</b>         | <b>7,675</b>       | <b>8,718</b>  | <b>53</b> | <b>16,800</b> | <b>721</b>         | <b>7,784</b>       | <b>8,242</b>  | <b>53</b> | <b>20,373</b> | <b>555</b>         | <b>10,026</b>      | <b>9,729</b>  | <b>63</b>  |
| <b>Miami-Dade</b>       | <b>31,371</b> | <b>1,101</b>       | <b>9,910</b>       | <b>20,262</b> | <b>98</b> | <b>31,551</b> | <b>1,802</b>       | <b>10,233</b>      | <b>19,418</b> | <b>98</b> | <b>36,539</b> | <b>1,266</b>       | <b>12,574</b>      | <b>22,583</b> | <b>116</b> |

Source: Florida Department of Health, 2004

**Attachment IV-A (Continued).**

**WIC Services for Resident Women, Infants, and Children by Race-Ethnicity and Zip Code in Central Miami-Dade County,  
Federal Fiscal Year 2004**

| Zip Code                  | Women         |                    |                    |               |           | Infants       |                    |                    |               |           | Children      |                    |                    |               |            |
|---------------------------|---------------|--------------------|--------------------|---------------|-----------|---------------|--------------------|--------------------|---------------|-----------|---------------|--------------------|--------------------|---------------|------------|
|                           | All           | Non-Hispanic White | Non-Hispanic Black | Hispanic      | Other     | All           | Non-Hispanic White | Non-Hispanic Black | Hispanic      | Other     | All           | Non-Hispanic White | Non-Hispanic Black | Hispanic      | Other      |
| 33122                     | 1             | 0                  | 0                  | 1             | 0         | 0             | 0                  | 0                  | 0             | 0         | 2             | 0                  | 1                  | 1             | 0          |
| 33125                     | 858           | 40                 | 19                 | 799           | 0         | 837           | 113                | 16                 | 708           | 0         | 975           | 39                 | 29                 | 905           | 2          |
| 33126                     | 604           | 18                 | 9                  | 575           | 2         | 591           | 50                 | 7                  | 532           | 2         | 743           | 17                 | 12                 | 714           | 0          |
| 33128                     | 179           | 8                  | 11                 | 160           | 0         | 171           | 29                 | 7                  | 135           | 0         | 238           | 13                 | 10                 | 215           | 0          |
| 33129                     | 41            | 3                  | 1                  | 37            | 0         | 39            | 2                  | 0                  | 37            | 0         | 45            | 2                  | 0                  | 43            | 0          |
| 33130                     | 358           | 23                 | 9                  | 326           | 0         | 344           | 52                 | 10                 | 282           | 0         | 456           | 37                 | 11                 | 407           | 1          |
| 33131                     | 7             | 0                  | 2                  | 5             | 0         | 12            | 1                  | 2                  | 9             | 0         | 12            | 0                  | 2                  | 10            | 0          |
| 33132                     | 32            | 2                  | 4                  | 26            | 0         | 25            | 1                  | 8                  | 16            | 0         | 27            | 2                  | 7                  | 17            | 1          |
| 33133                     | 217           | 7                  | 69                 | 140           | 1         | 228           | 20                 | 87                 | 120           | 1         | 253           | 15                 | 96                 | 140           | 2          |
| 33134                     | 150           | 5                  | 0                  | 145           | 0         | 152           | 12                 | 3                  | 137           | 0         | 153           | 10                 | 2                  | 141           | 0          |
| 33135                     | 552           | 40                 | 3                  | 509           | 0         | 545           | 66                 | 4                  | 475           | 0         | 646           | 24                 | 9                  | 612           | 1          |
| 33136                     | 217           | 6                  | 125                | 86            | 0         | 205           | 17                 | 128                | 60            | 0         | 265           | 4                  | 162                | 98            | 1          |
| 33143                     | 169           | 9                  | 62                 | 97            | 1         | 186           | 9                  | 75                 | 101           | 1         | 179           | 3                  | 82                 | 93            | 1          |
| 33144                     | 238           | 6                  | 2                  | 230           | 0         | 245           | 19                 | 4                  | 222           | 0         | 276           | 11                 | 3                  | 262           | 0          |
| 33145                     | 246           | 11                 | 2                  | 233           | 0         | 248           | 32                 | 3                  | 213           | 0         | 268           | 20                 | 3                  | 245           | 0          |
| 33146                     | 12            | 1                  | 5                  | 6             | 0         | 12            | 1                  | 5                  | 6             | 0         | 7             | 1                  | 3                  | 3             | 0          |
| 33149                     | 6             | 0                  | 0                  | 6             | 0         | 4             | 0                  | 0                  | 4             | 0         | 5             | 0                  | 2                  | 3             | 0          |
| 33155                     | 333           | 13                 | 3                  | 315           | 2         | 341           | 30                 | 10                 | 299           | 2         | 333           | 13                 | 6                  | 312           | 2          |
| 33165                     | 518           | 23                 | 9                  | 485           | 1         | 509           | 46                 | 5                  | 457           | 1         | 559           | 22                 | 2                  | 533           | 2          |
| 33166                     | 200           | 12                 | 1                  | 184           | 3         | 191           | 16                 | 6                  | 166           | 3         | 192           | 11                 | 5                  | 176           | 0          |
| 33172                     | 549           | 16                 | 3                  | 529           | 1         | 539           | 38                 | 5                  | 495           | 1         | 591           | 16                 | 8                  | 567           | 0          |
| 33173                     | 219           | 16                 | 8                  | 194           | 1         | 193           | 23                 | 8                  | 161           | 1         | 197           | 14                 | 10                 | 172           | 1          |
| 33174                     | 367           | 11                 | 3                  | 353           | 0         | 358           | 25                 | 4                  | 329           | 0         | 440           | 13                 | 2                  | 421           | 4          |
| 33175                     | 497           | 19                 | 5                  | 472           | 1         | 496           | 24                 | 2                  | 469           | 1         | 556           | 23                 | 5                  | 524           | 4          |
| 33178                     | 153           | 3                  | 5                  | 144           | 1         | 141           | 12                 | 7                  | 121           | 1         | 139           | 6                  | 4                  | 129           | 0          |
| 33182                     | 115           | 1                  | 1                  | 113           | 0         | 123           | 5                  | 1                  | 117           | 0         | 135           | 4                  | 1                  | 130           | 0          |
| 33183                     | 370           | 10                 | 7                  | 352           | 1         | 358           | 13                 | 6                  | 338           | 1         | 384           | 11                 | 7                  | 365           | 1          |
| 33184                     | 197           | 13                 | 0                  | 184           | 0         | 194           | 12                 | 1                  | 181           | 0         | 206           | 6                  | 0                  | 200           | 0          |
| 33185                     | 94            | 1                  | 1                  | 91            | 1         | 107           | 5                  | 4                  | 97            | 1         | 95            | 1                  | 1                  | 92            | 1          |
| 33192                     | 0             | 0                  | 0                  | 0             | 0         | 1             | 0                  | 0                  | 1             | 0         | 4             | 0                  | 0                  | 4             | 0          |
| 33193                     | 588           | 30                 | 14                 | 540           | 4         | 631           | 38                 | 18                 | 571           | 4         | 671           | 30                 | 20                 | 617           | 4          |
| 33194                     | 16            | 0                  | 1                  | 15            | 0         | 18            | 1                  | 1                  | 16            | 0         | 17            | 0                  | 0                  | 17            | 0          |
| <b>Central Miami-Dade</b> | <b>8,103</b>  | <b>347</b>         | <b>384</b>         | <b>7,352</b>  | <b>20</b> | <b>8,044</b>  | <b>712</b>         | <b>437</b>         | <b>6,875</b>  | <b>20</b> | <b>9,069</b>  | <b>368</b>         | <b>505</b>         | <b>8,168</b>  | <b>28</b>  |
| <b>Miami-Dade</b>         | <b>31,371</b> | <b>1,101</b>       | <b>9,910</b>       | <b>20,262</b> | <b>98</b> | <b>31,551</b> | <b>1,802</b>       | <b>10,233</b>      | <b>19,418</b> | <b>98</b> | <b>36,539</b> | <b>1,266</b>       | <b>12,574</b>      | <b>22,583</b> | <b>116</b> |

Source: Florida Department of Health, 2004

**Attachment IV-A (Continued).**

**WIC Services for Resident Women, Infants, and Children by Race-Ethnicity and Zip Code in South Miami-Dade County,  
Federal Fiscal Year 2004**

| Zip Code                | Women         |                    |                    |               |           | Infants       |                    |                    |               |           | Children      |                    |                    |               |            |
|-------------------------|---------------|--------------------|--------------------|---------------|-----------|---------------|--------------------|--------------------|---------------|-----------|---------------|--------------------|--------------------|---------------|------------|
|                         | All           | Non-Hispanic White | Non-Hispanic Black | Hispanic      | Other     | All           | Non-Hispanic White | Non-Hispanic Black | Hispanic      | Other     | All           | Non-Hispanic White | Non-Hispanic Black | Hispanic      | Other      |
| 33030                   | 1,182         | 45                 | 239                | 898           | 0         | 1,167         | 37                 | 248                | 882           | 0         | 1,434         | 57                 | 316                | 1,059         | 2          |
| 33031                   | 27            | 7                  | 1                  | 19            | 0         | 31            | 8                  | 5                  | 18            | 0         | 20            | 4                  | 1                  | 15            | 0          |
| 33032                   | 544           | 34                 | 214                | 296           | 0         | 586           | 37                 | 253                | 296           | 0         | 664           | 35                 | 258                | 370           | 1          |
| 33033                   | 775           | 53                 | 169                | 552           | 1         | 789           | 42                 | 181                | 565           | 1         | 945           | 36                 | 185                | 723           | 1          |
| 33034                   | 450           | 19                 | 182                | 248           | 1         | 485           | 17                 | 204                | 263           | 1         | 556           | 13                 | 239                | 303           | 1          |
| 33035                   | 47            | 14                 | 8                  | 25            | 0         | 42            | 11                 | 8                  | 23            | 0         | 31            | 5                  | 7                  | 19            | 0          |
| 33039                   | 3             | 0                  | 0                  | 3             | 0         | 2             | 0                  | 1                  | 1             | 0         | 4             | 0                  | 4                  | 0             | 0          |
| 33156                   | 93            | 12                 | 8                  | 73            | 0         | 86            | 11                 | 7                  | 68            | 0         | 94            | 8                  | 13                 | 71            | 2          |
| 33157                   | 763           | 42                 | 389                | 329           | 3         | 811           | 41                 | 409                | 358           | 3         | 741           | 30                 | 374                | 333           | 4          |
| 33158                   | 3             | 0                  | 1                  | 2             | 0         | 0             | 0                  | 0                  | 0             | 0         | 3             | 0                  | 0                  | 3             | 0          |
| 33170                   | 209           | 9                  | 138                | 61            | 1         | 215           | 5                  | 145                | 64            | 1         | 190           | 2                  | 123                | 65            | 0          |
| 33176                   | 330           | 16                 | 145                | 166           | 3         | 358           | 17                 | 156                | 182           | 3         | 348           | 14                 | 147                | 184           | 3          |
| 33177                   | 716           | 26                 | 149                | 538           | 3         | 783           | 36                 | 172                | 572           | 3         | 781           | 45                 | 176                | 555           | 5          |
| 33186                   | 416           | 30                 | 39                 | 341           | 6         | 410           | 25                 | 35                 | 344           | 6         | 400           | 30                 | 27                 | 342           | 1          |
| 33187                   | 105           | 12                 | 5                  | 87            | 1         | 124           | 15                 | 11                 | 97            | 1         | 96            | 8                  | 16                 | 71            | 1          |
| 33189                   | 281           | 26                 | 104                | 148           | 3         | 295           | 31                 | 101                | 160           | 3         | 293           | 27                 | 95                 | 170           | 1          |
| 33190                   | 134           | 13                 | 43                 | 77            | 1         | 151           | 17                 | 54                 | 79            | 1         | 130           | 7                  | 39                 | 83            | 1          |
| 33196                   | 364           | 16                 | 17                 | 329           | 2         | 372           | 19                 | 22                 | 329           | 2         | 367           | 22                 | 23                 | 320           | 2          |
| <b>South Miami-Dade</b> | <b>6,442</b>  | <b>374</b>         | <b>1,851</b>       | <b>4,192</b>  | <b>25</b> | <b>6,707</b>  | <b>369</b>         | <b>2,012</b>       | <b>4,301</b>  | <b>25</b> | <b>7,097</b>  | <b>343</b>         | <b>2,043</b>       | <b>4,686</b>  | <b>25</b>  |
| <b>Miami-Dade</b>       | <b>31,371</b> | <b>1,101</b>       | <b>9,910</b>       | <b>20,262</b> | <b>98</b> | <b>31,551</b> | <b>1,802</b>       | <b>10,233</b>      | <b>19,418</b> | <b>98</b> | <b>36,539</b> | <b>1,266</b>       | <b>12,574</b>      | <b>22,583</b> | <b>116</b> |

Source: Florida Department of Health, 2004